



Robinson Helicopter R22, R44, R66

Remote control tow pin lock mechanism assembly, operating instructions.


(1) Carefully screw locking pin into head. (Note angle)



(2) Insert locking knob upper shaft through guide bushing.




(3) Insert locking knob upper shaft into lower shaft connector noting that machined flat aligns with set screws. Tighten set screws securely.



(4) Tighten locking knob CW after helicopter tow pin engaged and helicopter skids raised +/- 2" above surface.

DO NOT Overtighten!

Turn locking knob CCW no more than **4 turns** to release tow pin.



(5) Lower helicopter onto skids allowing lifting head to retract completely.

NOTE guide bushing position.